
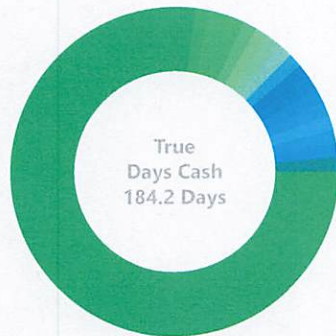



## Tiffin City Schools Dashboard - Printed 9/4/25 1:31 PM

Name	Current Cash	Encumbrances	Unenc. Cash	Last Ytd Cash	% Chg
Cash in Bank All Funds	\$22,223,400	\$7,435,785	\$14,787,614	\$16,078,033	38.22
General Funds	\$17,282,351	\$5,486,442	\$11,795,910	\$11,635,565	48.53
Top 10 Funds	\$22,326,837	\$7,391,581	\$14,935,256	\$15,973,481	39.77

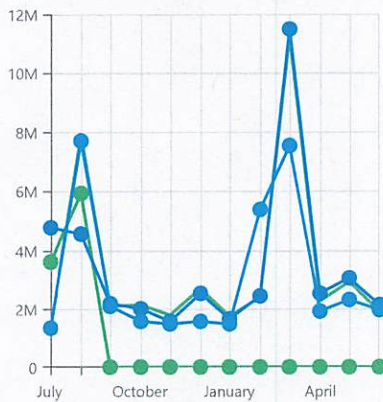
YTD REVENUE



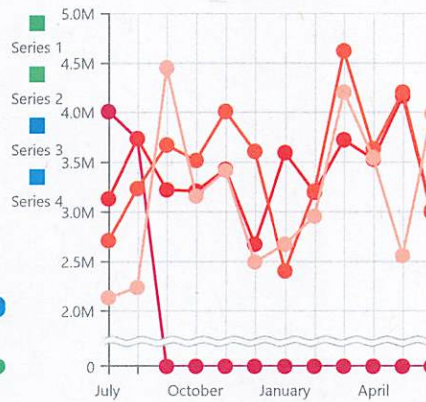
YTD EXPENSE



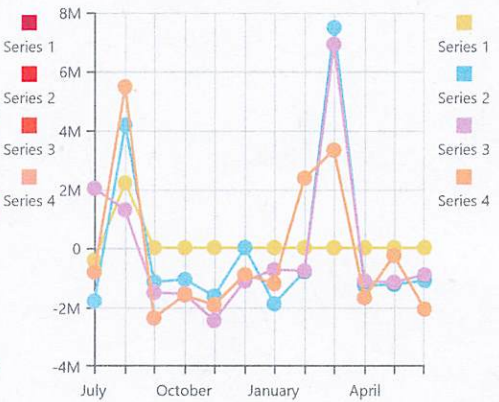
MONTHLY REVENUE COMPARISON



MONTHLY EXPENSE COMPARISON



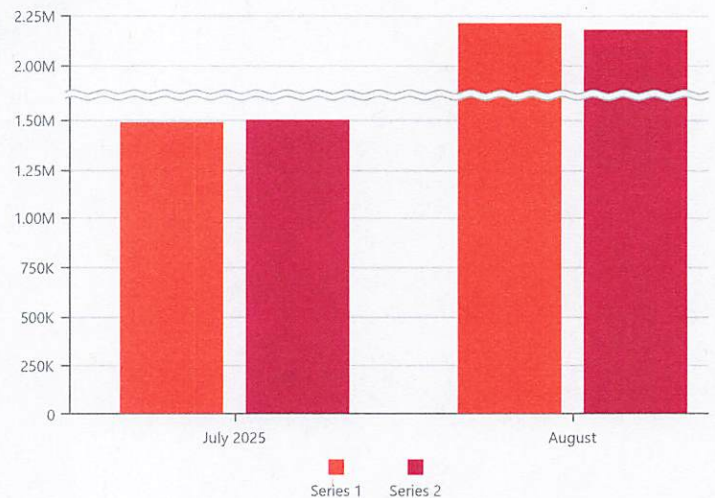
MONTHLY NET INCOME COMPARISON



## Top 10 Funds

Fund	Description	FYTD Cash	LYTD Cash
001	GENERAL FUND	17,282,351	11,635,565
003	PERMANENT IMPROVE...	2,405,206	1,753,345
034	TIFFIN MIDDLE SCHOO...	1,005,962	1,008,944
035	SEVERANCE FUND	700,000	700,000
300	TMS LIBRARY	248,602	290,195
002	BOND RETIREMENT	229,839	227,722
006	FOOD SERVICE FUND	147,118	182,171
401	AUX SERV IST YEAR OF ...	139,978	-1,808
018	SUPPORT FUND CLINT...	93,874	103,993
200	STUDENT COUNCIL - K...	73,907	73,354

## Salaries



MOE Comparison

Current YTD	Last YTD	\$ Diff	% Diff	LY Total
\$1,113,573	\$1,000,716	\$112,858	11.28	\$9,346,339

Stock / Bond Information

Symbol	Date	Value	Chg \$	Chg %
US10Y	9/3/2025	4.220	-0.06	-1.40
CPI	7/1/2025	328.980	0.62	0.19

STAR Ohio Rate as of 9/3/2025

Total Shares:	26.766 Billion
Overnight Yield:	4.45 %
Annualized Yield:	4.54 %
Daily Dividend Rate:	0.0001219750
Average Days to Maturity:	31.5 days

Unemployment: Seneca County, OH

