
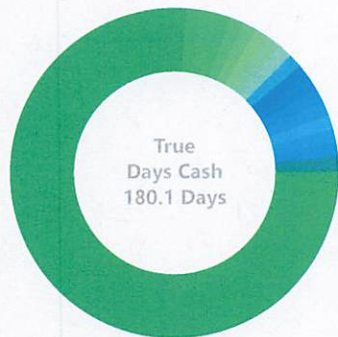



## Tiffin City Schools: Dashboard - Printed 10/8/25 9:36 AM

Name	Current Cash	Encumbrances	Unenc. Cash	Last Ytd Cash	% Chg
Cash in Bank All Funds	\$21,307,106	\$6,963,009	\$14,344,097	\$21,410,325	-0.48
General Funds	\$17,346,417	\$5,480,619	\$11,865,798	\$16,303,622	6.40
Top 10 Funds	\$21,680,804	\$6,889,039	\$14,791,765	\$21,415,183	1.24

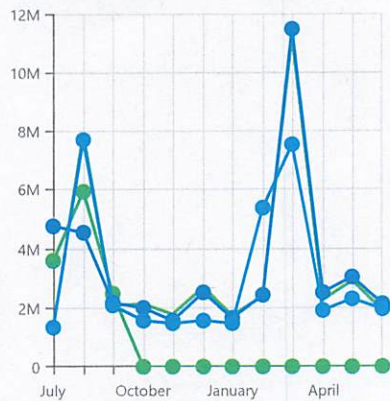
YTD REVENUE



YTD EXPENSE



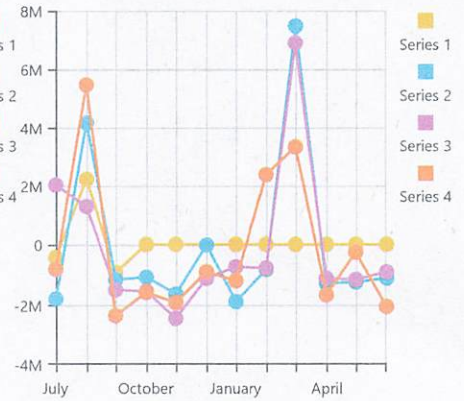
MONTHLY REVENUE COMPARISON



MONTHLY EXPENSE COMPARISON



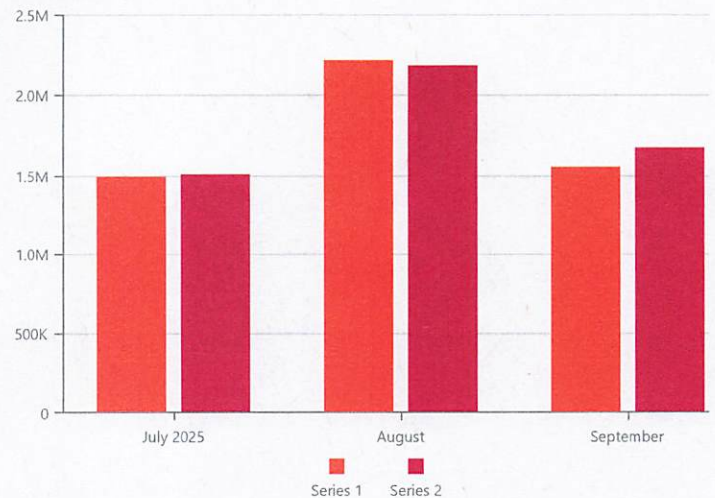
MONTHLY NET INCOME COMPARISON



## Top 10 Funds

Fund	Description	FYTD Cash	LYTD Cash
001	GENERAL FUND	17,346,417	16,303,622
003	PERMANENT IMPROVE...	1,967,025	2,307,978
034	TIFFIN MIDDLE SCHOO...	1,011,184	1,004,110
035	SEVERANCE FUND	492,389	700,000
300	TMS LIBRARY	292,852	305,784
002	BOND RETIREMENT	231,033	227,707
018	SUPPORT FUND CLINT...	94,827	99,984
006	FOOD SERVICE FUND	85,055	278,620
401	AUX SERV IST YEAR OF ...	84,114	113,999
200	STUDENT COUNCIL - K...	75,910	73,379

## Salaries



### MOE Comparison

Current YTD	Last YTD	\$ Diff	% Diff	LY Total
\$1,783,092	\$1,519,325	\$263,767	17.36	\$9,346,339

### Stock / Bond Information

Symbol	Date	Value	Chg \$	Chg %
US10Y	10/7/2025	4.140	-0.04	-0.96
CPI	8/1/2025	329.970	0.99	0.30

**STAR Ohio Rate as of 10/7/2025**

Total Shares:	25.922 Billion
Overnight Yield:	4.28 %
Annualized Yield:	4.36 %
Daily Dividend Rate:	0.0001172550
Average Days to Maturity:	30.2 days

### Unemployment: Seneca County, OH

