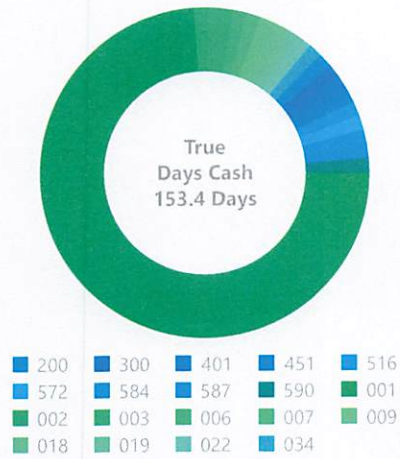


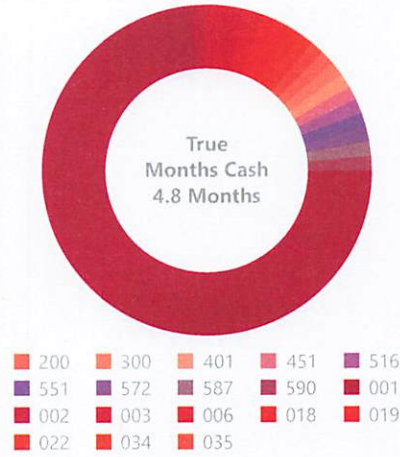
Tiffin City Schools Dashboard - Printed 12/5/25 9:26 AM

Name	Current Cash	Encumbrances	Unenc. Cash	Last Ytd Cash	% Chg
Cash in Bank All Funds	\$18,197,828	\$6,103,048	\$12,094,780	\$21,891,514	-16.87
General Funds	\$14,507,452	\$4,896,173	\$9,611,278	\$17,184,692	-15.58
Top 10 Funds	\$18,656,607	\$6,006,011	\$12,650,595	\$22,031,872	-15.32

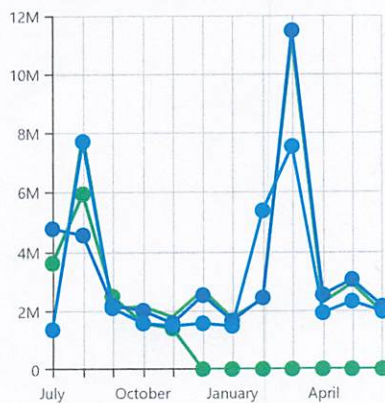
YTD REVENUE



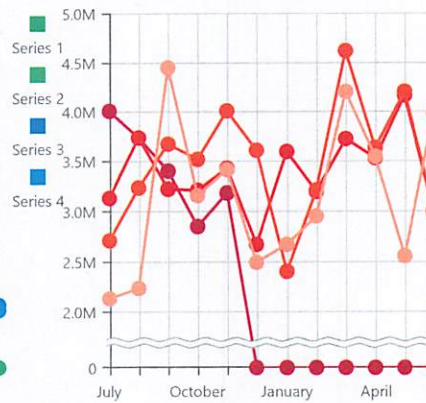
YTD EXPENSE



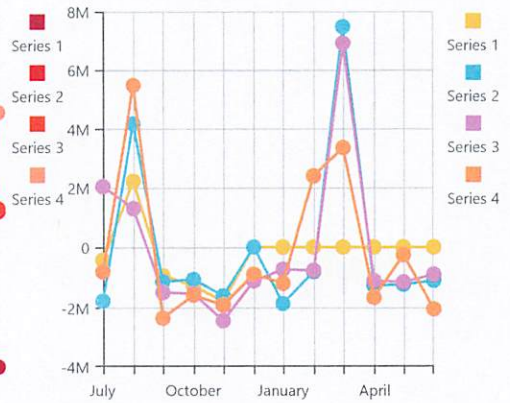
MONTHLY REVENUE COMPARISON



MONTHLY EXPENSE COMPARISON



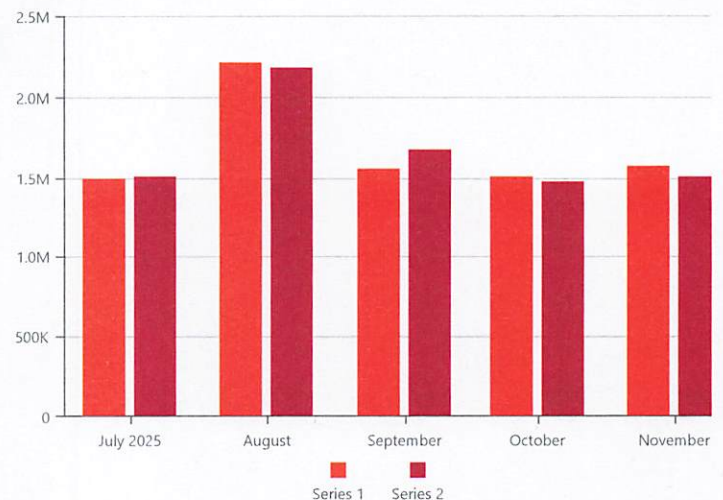
MONTHLY NET INCOME COMPARISON



Top 10 Funds

Fund	Description	FYTD Cash	LYTD Cash
001	GENERAL FUND	14,507,452	17,184,692
003	PERMANENT IMPROVE...	1,801,413	2,219,896
034	TIFFIN MIDDLE SCHOO...	1,014,769	1,005,052
035	SEVERANCE FUND	492,389	700,000
300	TMS LIBRARY	295,464	311,655
002	BOND RETIREMENT	178,072	277,329
401	AUX SERV IST YEAR OF ...	137,127	72,780
018	SUPPORT FUND CLINT...	104,861	105,307
200	STUDENT COUNCIL - K...	78,837	72,177
019	LOCAL GRANTS	46,223	82,985

Salaries



MOE Comparison

Current YTD	Last YTD	\$ Diff	% Diff	LY Total
\$3,181,879	\$3,200,421	(\$18,542)	-0.58	\$9,346,339

Stock / Bond Information

Symbol	Date	Value	Chg \$	Chg %
US10Y	12/4/2025	4.110	0.05	1.23
CPI	9/1/2025	330.804	0.83	0.25

STAR Ohio Rate as of 12/4/2025

Total Shares:	23.575 Billion
Overnight Yield:	4.08 %
Annualized Yield:	4.16 %
Daily Dividend Rate:	0.0001118210
Average Days to Maturity:	23.4 days

Unemployment: Seneca County, OH

