
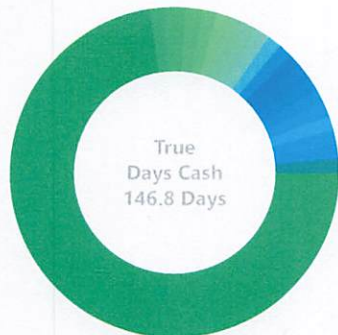



## Tiffin City Schools Dashboard - Printed 1/8/26 10:09 AM

Name	Current Cash	Encumbrances	Unenc. Cash	Last Ytd Cash	% Chg
Cash in Bank All Funds	\$17,415,958	\$4,995,613	\$12,420,345	\$20,243,196	-13.97
General Funds	\$13,907,421	\$4,035,711	\$9,871,710	\$15,956,429	-12.84
Top 10 Funds	\$17,645,648	\$4,804,984	\$12,840,664	\$20,616,485	-14.41

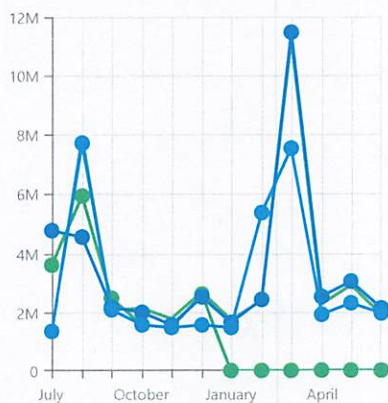
YTD REVENUE



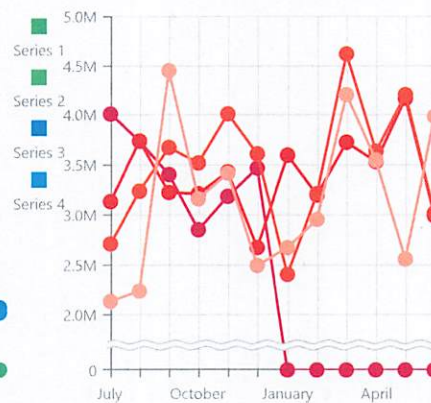
YTD EXPENSE



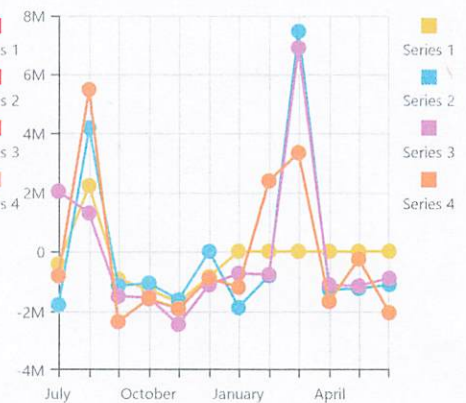
MONTHLY REVENUE COMPARISON



MONTHLY EXPENSE COMPARISON



MONTHLY NET INCOME COMPARISON



## Top 10 Funds

Fund	Description	FYTD Cash	LYTD Cash
001	GENERAL FUND	13,907,421	15,956,429
003	PERMANENT IMPROVE...	1,491,275	2,129,354
034	TIFFIN MIDDLE SCHOO...	971,579	1,005,040
035	SEVERANCE FUND	492,389	700,000
300	TMS LIBRARY	304,650	298,070
002	BOND RETIREMENT	179,470	227,885
018	SUPPORT FUND CLINT...	104,994	101,688
200	STUDENT COUNCIL - K...	76,597	75,447
401	AUX SERV IST YEAR OF ...	66,913	111,785
499	MISCELLANEOUS STAT...	50,361	10,787

## Salaries



MOE Comparison

Current YTD	Last YTD	\$ Diff	% Diff	LY Total
\$4,236,528	\$3,897,310	\$339,218	8.70	\$9,346,339

Stock / Bond Information

Symbol	Date	Value	Chg \$	Chg %
No data				

STAR Ohio Rate as of 1/7/2026

Total Shares:	23.168 Billion
Overnight Yield:	3.85 %
Annualized Yield:	3.92 %
Daily Dividend Rate:	0.0001054650
Average Days to Maturity:	27.7 days

Unemployment: Seneca County, OH

